

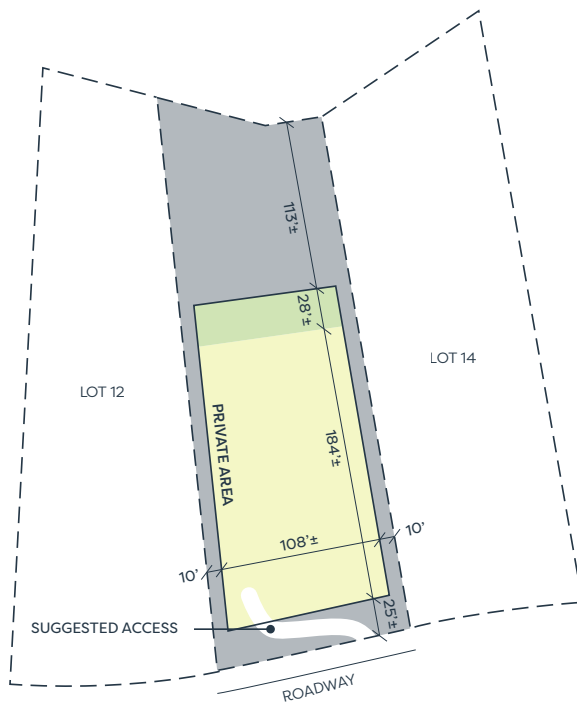
Ka'upulehu Homesite 13

Land area: 1.00 AC± | List Price: \$1,950,000

Kaūpūlehu



Homesite Plan

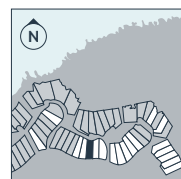


Site Specifications

Lot Area	1.00 AC±
Private Area	19,554 SF±
Building Envelope Area	22,280 SF±

Legend

- Natural Area
- Transition Area
- Private Area
- Lot Boundary
- Building Envelope
- Subzone Line
- 150' Setback




Inquire for details

808.325.4040

aloha@kaupulehu.com





The information contained is strictly for informational purposes and shall not be construed as an offer in Hawaii or any other jurisdictions where prior registration or other advance qualification of real property is required. This is not an offer to sell property to, or a solicitation of offers from residents from any state that require prior registration or qualification of real estate. All renderings and illustrative maps are conceptual only and subject to change. Amenities shown in renderings and illustrative maps are proposed, have not received County and/or State approvals and may not occur.